



## Warranty

- Five year fitting warranty.
- If for any reason the fitting suffers quality problems during the warranty period, Voltrix will repair or replace the fitting.
- Determination of whether the fitting is defective shall be made by Voltrix in its sole discretion with consideration given to the overall performance of the fitting.
- During the warranty period, the client shall return the damaged or failed goods for inspection and/or repair by Voltrix. Voltrix will then return the repaired or replaced goods back to the client.
- Warranty will be provided once valid documents are presented.

The following circumstances will not be covered by the product Warranty, including but not limited to:

- Cost of labour and equipment to remove/reinstall defective product
- Damage of a product resulting from negligence, abnormal working conditions, improper usage, storage that does not conform to the instruction guide, natural disaster and/or environmental circumstances including, but not limited to, fire, flood, lightning, strike, earthquake;
- Theft or loss of the product;
- Dismantling, modification or improper installation or repairing of the products without Voltrix's authorisation;
- No valid documentation;

As these goods are purchased primarily for business use, the Consumer Guarantees Act does not apply.

Voltrix has sole authority over the interpretation and revision to any of the warranty terms and matters not set out by this warranty document.

# voltrix•

## Installation Manual



## High Efficiency LED High Bay Light

Voltrix New Zealand a brand of Elusive Solutions Limited  
PO Box 6302, Upper Riccarton, Christchurch  
[sales@voltrix.co.nz](mailto:sales@voltrix.co.nz)



## Start Here

Thank you for purchasing your new Voltrix High Efficiency LED High Bay Light ("Fitting"). Please read through the complete instructions before installing your fitting and keep the manual for future reference.



## Warning

- Remove the fitting and mounting items from the box and make sure that no parts are missing by referencing the illustrations in the installation manual.
- Installation and electrical connections must be in accordance with local standards, the installation manual and must be performed by a qualified person.
- Any improper installation, modification or dismantling of the fitting or replacement of accessories might cause falling, electric shock, fire, or other injury, damage or hazard.
- Isolate power before installation or any maintenance of the fitting, do not touch the power supply when the fitting is operating.
- Isolate power if the fitting begins to smoke or emit odours to prevent potential fire or electric shock. Ask qualified person to inspect and maintain the fitting.
- If the external flexible cable, connector or cord of the fitting is damaged, it should only be replaced by Voltrix, a service agent or qualified person.



## Install Applications

With an aluminium housing, highly efficient SMD LED chip and LED driver, Voltrix LED High Bay lights are designed for a variety of applications. Ideally suited to factories, workshops, warehouses, supermarkets, exhibition halls, stadiums and similar applications. Suitable for indoor use.

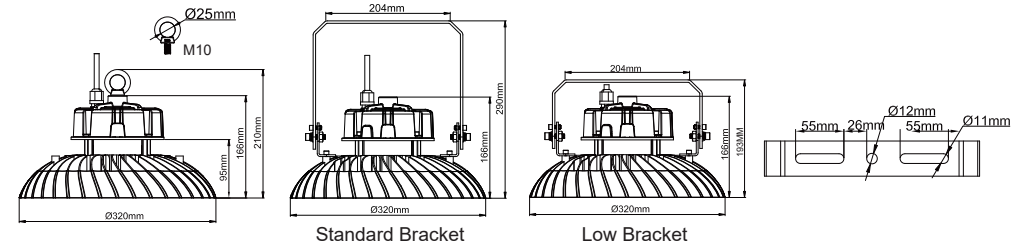


## Specifications

Wattage:	130W
Input Voltage:	AC100 - 240V~
Power Frequency:	50 / 60 Hz
Luminaire Efficiency:	190lm/W
Connection:	AU/NZ 3 Pin Plug (IEC Type I) with 2m cord
CRI:	>70
Beam Angle:	120° (90° can be achieved with Voltrix Reflector. Part #: VX-HBR)
IP Rating:	IP65
Light Colour:	5000K
Dimming:	0-10V Dimmable via Molex Plug
Housing:	Black Aluminium
Power Factor:	>0.95
Lifespan:	>50000Hrs
Working Temperature:	-25°C to +50°C
Working Humidity:	15% to 90% RH
Storing Temperature:	-40°C to +70°C

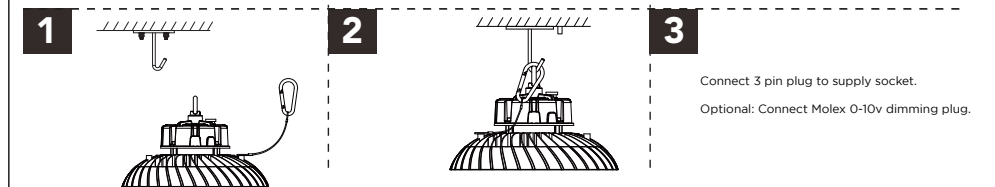


## Physical Dimensions

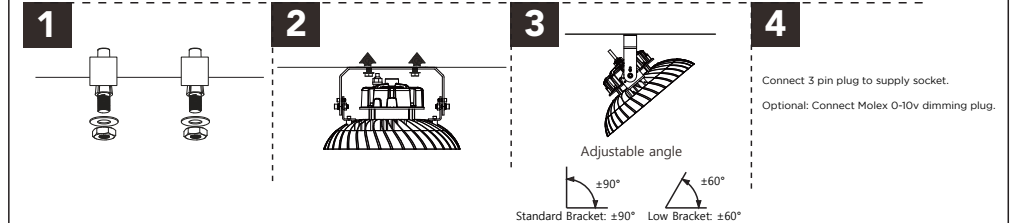


## Installation Instructions

### Option 1: Eye Bolt Loop Hanging Installation



### Option 2: Adjustable Surface Mount with U Bracket Installation



### Optional 90° Reflector Installation (Voltrix Part #: VX-HBR)

